

FASTENING SYSTEMS FOR AEROSPACE

TOOL CATALOG



CHERRY[®]
AEROSPACE

Table of Contents

Introduction	
How to use this catalog/Tool Selection Guide	3
Ergonomic Tool Selection Guide	4
New Product Profile	
H782 Pulling Head	5
Section 1 – “Non-Shift Tools” for Installing Blind Rivets & Blind Bolts	
G702A Power Tool	6
G902/G902-15 Power Tools	7
G704B CherryMAX® Power Tool	8
G704B-SR and G704B-40SH Split Power Tools	9
G746A CherryMAX® Power Tool	10
G747 CherryMAX® Power Tool	11
Section 2 – “Hydro-Shift Tooling” for Installing Blind Rivets	
G689 CherryLOCK® Power Tool	12
G695B CherryLOCK® Right Angle Power Tool	13
G700 CherryLOCK® Power Tool	14
G784 CherryLOCK® Power Tool	15
G686B-S CherryLOCK® Split Power Tool	16
Section 3 – Lockbolt Tools for Installing Lockbolts and Blind Bolts	
G83 Lightweight Lockbolt Tool	17
G84 Lockbolt Tool	18
G84-LSR Split Power Tool	19
G85D-S Lockbolt “Split” Power Tool	20
G87D Lockbolt Power Tool	21
Section 4 – Hand Tools	
G27 Hand Tool	22
G29 Hand Tool	23
G30 Hand Tool	24
G750A Hand Tool	25
Section 5 – Adapters and Accessories	
.	26
Section 6 – Fastener Part Number and Tool Cross-Reference	
CherryMAX® Blind Rivet Part Number and Tooling Guide NAS9301B-NAS9312MP or CR3213-CR3555P	28
CherryMAX® ‘AB’ Blind Rivet Part Number and Tooling Guide NAS1399D()AB()-NAS1398CW()AB() or CR4172-CR4623CW	29
SST® Blind Rivet Part Number and Tooling Guide CR6222-CR6253	30
CherryLOCK® ‘A’ Blind Rivet Part Number and Tooling Guide NAS1399D()A()-NAS1398CS() or CR2172-CR2673	31
CherryLOCK® Blind Rivet Part Number and Tooling Guide NAS1399D-NAS1398CS or CR2162-CR2663S	32
Maxibolt™ Blind Rivet Part Number and Tooling Guide MS90353S-MS21141S or CR7310S-CR7774S	33
Lockbolt Part Number and Tooling Guide NAS1446-1452-NAS6946-6952 or SALP-T-2L509-EU	34
MBC® Standard and MBC® Lock Creator Rivets Part Number and Tooling Guide NAS1719C4-2P – NAS1721H6L8N	35
NOTE: Tool G744 is now a special-order product.	
Section 7 – Warranty Information	
Limited Warranty	36

YOUR ADVANTAGE

For over 60 years, our tools have been specified and used by aircraft manufacturers and repair facilities throughout the world. Each fastening system is combined with a full range of tools to provide an overall systems approach that ensures optimum compatibility and consistent installation performance.

Used worldwide, our tools are CE Certified and manuals are currently available in multi-language versions. With our large global sales force, we can provide fastener and tool training at customer locations, training centers, etc. Our technical services department is available at 714-545-5511 to solve problems and answer technical questions from shop floor users, engineers and distributors.

How to Use this Catalog

Sections 1 – 4 of this catalog provide detailed descriptions, specifications and fastening capabilities for a variety of tools from Cherry Aerospace. Most Cherry tools are capable of installing several types of fasteners in at least three different diameters. So, keep in mind that Cherry tools and pulling heads can be combined to install a great variety of fastening systems and diameters.

For quick reference information, please refer to Section 6 starting on page 28. Cross-reference guides allow easy selection of the appropriate tooling for each fastener product. If you already know which tool you need, simply go to the appropriate tool page in sections 1-4.

TO INSTALL:

USE TOOL:

CherryMAX [®] type blind rivets	G747, G704B, G746A, G750A, G27, G83, G84, G744*
SST [®] blind rivets	G747, G704B, G746A, G750A, G27, G83, G84
CherryMAX [®] 'AB' type blind rivets	G747, G704B, G746A, G750A, G27, G83, G84
CherryLOCK [®] rivets	G700, G784, G689, G686B-S, 695B
CherryLOCK [®] 'A' rivets	G746A, G704B, G747, G750A, G30
MBC [®] and MBC [®] lock creator rivets.	G746A, G704B, G747, G750A
MS type blind rivets	G704B, G746A, G747, G784, G689, G686B-S, G29
Nut-plate blind rivets	G747, G704B, G29, G746A, G702A, G902, G902-15
Maxibolt [™] blind bolts	G83, G84, G84LS, G87D, G750A, G85D-S, G744*
Lockbolts	G83, G84, G84LS, G87D, G85D-S

* Special order product.


REAL PERFORMANCE

Ergonomics is a leading issue in employee health. The design of installation tools from Cherry® Aerospace go beyond simplistic labels. They offer real alternatives to heavy and/or bulky tools, providing safe and effective performance. Robust construction ensures long life in demanding manufacturing and repair environments.


Extended length, right angle and offset pulling heads plus extensions for pulling heads are available to ease installation with difficult access. Split riveters, which separate the heavy-duty power unit from the tool head, utilize long hoses to allow installation in difficult access areas.

Replaceable inserts help reduce costs when installing locked collar products with profiled inserts. Simple air removal (bleeding) makes routine maintenance an easy task.

Cherry® installation tools provide the performance and benefits you need, retaining the value of your investment for years to come.



offset pulling head



split riveter

Ergonomic Tool Selection Guide

Fasteners placed	Tool	Page No.
Nutplate rivets	G902	7
	G902-15	
NAS9301-9312 CherryMAX® rivets (1/8", 5/32" and 3/16")	G747	11
NAS9301-9312 CherryMAX® rivets (1/4")	G83	17
NAS1398/1399 "A" and "AB" code rivets	G746A	10
NAS1398/1399 "-" (3/32" and 1/8")	G700	14
NAS1414 through 1562 lockbolts (1/8", 5/32", and 3/16")	G83	17

Split Riveters with Lightweight Heads


Fasteners placed	Tool	Page No.
NAS9301-9312 CherryMAX® rivets	G704B-SR & G704B-40SH	9
NAS1398/1399 "A" and "AB" code rivets		
NAS1398/1399/1738/1739 ("- code) rivets	G686B-S	16
NAS9301-9312 CherryMAX® 1/4" diameter rivets	G84-LS	19
NASM21140/21141/90353/90354 single action blind bolts		

Medium-Weight Tools

Fasteners placed	Tool	Page No.
NAS1398/1399/1738/1739 ("- code) rivets	G784	15
NASM21140/21141/90353/90354 single action blind bolts	G84	18

H782 Pulling Head

The Cherry® brand H782 is a new universal, off-set pulling head capable of installing a broad variety of pull-type fasteners. Its strength, light weight and compact dimensions make it ideal for a diverse range of applications including restricted spaces.



NEW PRODUCT PROFILE

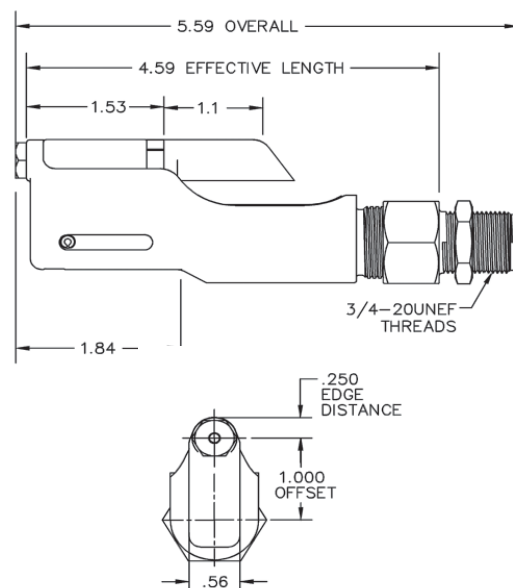
NOSETIP SELECTION

Part Number	Installs These Fasteners
782-456 (Included with H782)	CherryMAX® 4,5,6 Diameter
	CherryMAX® AB 4,5,6 Diameter (Except -6 Diameter All Aluminum)
	MBC® L/C 4,5,6 Diameter
	"S" Type Blindbolt -04,-05 Diameter
782-6AL	CherryMAX® AB -6 Diameter All Aluminum
886-003	CherryLOCK™ "A" Code -3 Diameter
886-004	CherryLOCK™ "A" Code -4 Diameter
886-005	CherryLOCK™ "A" Code -5 Diameter
886-006	CherryLOCK™ "A" Code -6 Diameter
782-5BB	"U" Type Blindbolt -05 Diameter
782-4MBC	Standard MBC® -4 Diameter
782-5MBC	Standard MBC® -5 Diameter
782-6MBC	Standard MBC® -6 Diameter
782-3	Nut Plate Rivet & SPR® -3 Diameter

Nosetips sold separately

TECHNICAL SPECIFICATIONS

Part Number: H782
 Maximum Stroke: 0.75" (19.0 mm) each cycle
 Maximum Power: 3,100 lbs
 Weight: 0.84 lbs (0.36 Kg)
 Mounting System: CherryMAX®
 (G704B, G746A, G747)



G702A Lightweight Nut-Plate Power Tool


Description

The G702A power tool is a pneumatic-hydraulic tool designed specifically for installation of nut-plate rivets. Its durable, all metal housing makes this extremely robust tool ideal for use in rugged shop environments.

The tool has many **ergonomic features**: very light weight, comfortable fit in the operator's hand and operation from any position with one hand. The H702-3NPR pulling head fits directly on the G702A tool to install -3, -4, 2.5mm and 3mm nut-plate rivets. See the section on pulling heads for installation instructions and nosetip selection.

Specifications

Air Pressure	90 PSI (6.2 bar) min./110 PSI (7.6 bar) max.
Stroke	.75 inch (19.05 mm)
Pulling Force	1100 lbs (4.9 kN) @ 90 PSI (6.2 bar)
Cycle Time	Approximately one second
Weight	3.5 lbs (1.59 kg)
Noise Level	71 dB (A)
Vibration	Less than 2.5 m/s ²
Air Consumption	.09 SCF/cycle (1.87 L/cycle)




G702A Pulling Head

Pulling heads are not furnished with riveter and must be ordered separately.

H702A-3NPR Pulling Head

The H702A-3NPR pulling head fits directly on the G702A power riveter. It comes equipped with a 728A9-3 nosetip for installing 3/32" rivets and a 728A9-104 nosetip for installing 1/8" rivets.



Pulling Head	Rivet	Rivet Diameters	Type	Insert**	Maximum Grip
H702-3NPR	Nut-Plate	3/32	Straight	728A9-3	-12*
		2.5mm			
		1/8			
H702-3NPR	SPR*	3.0mm	Straight	728A9-104	All
		3/32			

* On the first stroke.

**Both inserts included with pulling head.


G902/902-15 Lightweight Nut-Plate Power Tool

Description

The G902 feed-through/G902-15 side-eject, all-pneumatic, lightweight tools are designed specifically for installation of nut plate rivets. Its durable, all metal housing makes this tool ideal for use in rugged shop environments. This tool utilizes a straight pulling head which can install 3/32" and 1/8" pull through-type nut-plate rivets and 3/32" CherryLOCK® "A" rivets. Extensions are available for the G902 to allow the pulling heads to reach limited access areas. See the table below for the correct pulling head part number.

Specifications

Air Pressure	90 PSI (6.2 bar) min./120 PSI (8.2 bar) max.
Stroke	.75 in. (19.05 mm)
Pulling Force	550 lbs (2.45 kn) @ 90 PSI (6.2 bar); 730 lbs @ 120 PSI
Cycle Time	Approximately one second
Weight	2 lbs (.91 kg)
Noise Level	60 dB (A)
Vibration	less than 2.5 m/s ²
Air Consumption	.05 SCF/Cycle (1.42 L/cycle)



G902 shown above.

Riveter Model	Pulling Head	Rivet	Rivet Diameters	Maximum Grip
G902	H902-3NPR	Nut-Plate	3/32", 2.5 mm, 3 mm	-8 *
		SPR®	3/32"	-8 *
		CherryLOCK® "A" †	3/32"	-8 *
G902-15	H902-4NPR H701B-456	Nut-Plate	1/8"	-8 *
		Nut-Plate	3/32", 2.5 mm, 3 mm	-9 *
	H9015-3C	SPR®	3/32"	-9 *
		CherryLOCK® "A"	3/32"	-9 *
		Nut-Plate	1/8"	-9 *

* On the first stroke.

† To install 3/32 CherryLOCK® "A", replace nosetip with 902-038 nosetip.

G704B Lightweight CherryMAX® Power Tool

National Stock Number: 5130-01-393-1584


Military Part Number: M85188T2

Description

The CherryMAX® G704B is a pneumatic-hydraulic tool designed specifically for the most efficient installation of CherryMAX® rivets. Its durable, all metal housing makes this extremely robust tool ideal for use in rugged shop environments. This tool utilizes straight, offset and right-angle pulling heads, all of which can install -4, -5, and -6 diameter CherryMAX® bulb type rivets in all head styles, materials and grip lengths. Extensions are available for extending the pulling heads to reach limited access areas. Refer to the tables below for the correct pulling head part number.

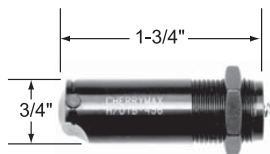
Specifications

Air Pressure	90 PSI (6.2 bar) min. / 110 PSI (7.6 bar) max.
Stroke	.510 Inch (12.954 mm)
Pulling Force	3100 lbs (13.79 kn) @ 90 PSI (6.2 bar)
Cycle Time	Approximately one second
Weight	4 1/4 lbs (1.93 kg)
Noise Level	71 dB (A)
Vibration	Less than 2.5 m/s ²
Air Consumption	.16 SCF/cycle (4.53 L/cycle)



G704B Pulling Heads

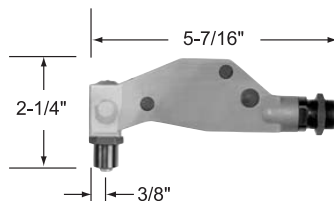
Pulling heads are not furnished with riveter and must be ordered separately.



H701B-456 Straight

NSN5130-01-393-2927


Military Part Number M85188S1



H753A-456 Right Angle

NSN5130-01-393-2926

Military Part Number M85188S2



H781-456 Offset

NSN 5130-01-393-2925

Military Part Number M85188S3

Pulling Head	Type	Adapter	Rivet	Rivet Diameters	Maximum Grip *
H701B-456	Straight	—	CherryMAX®	1/8, 5/32, 3/16 **	All
			CherryMAX® 'AB'	1/8, 5/32, 3/16 †	-4 *
			MBC® L/C	1/8, 5/32, 3/16	-4 *
			SST®	1/8, 5/32, 3/16 **	All
H753A-456	Right Angle	—	CherryMAX®	1/8, 5/32, 3/16 **	All
			CherryMAX® 'AB'	1/8, 5/32, 3/16 †	-4
			SST®	1/8, 5/32, 3/16 **	All
H781-456	Offset	—	CherryMAX®	1/8, 5/32, 3/16 **	All
			CherryMAX® 'AB'	1/8, 5/32, 3/16 †	-4 *
			SST®	1/8, 5/32, 3/16 **	All
H9015	Straight	704A9	MS ††	3/32, 1/8, 5/32, 3/16	-4 *
H746A -4MBC, -5 MBC, -6MBC	Straight	—	Std. MBC®	1/8, 5/32/3/16	-4 *
H955 -3, -4, -5, -6	Straight	—	CherryLOCK® 'A'	3/32, 1/8, 5/32, 3/16 †	-4 *

* May be double stroked for longer grips. ** Nominal and oversize.

† No 3/16 aluminum. Stainless steel and Monel only. †† Serrated stems only.

G704B-SR & G704B-40SH CherryMAX® Split Power Riveters

G704B-SR: National Stock No. 5130-01-237-0488

Description

The CherryMAX® G704B-SR and G704B-40SH split riveters were designed specifically for the installation of CherryMAX® rivets in applications with extremely limited access. The tools transmits power from the power unit through a flexible hose to a small, lightweight head. By utilizing the proper pulling head, design problems and operator fatigue can be greatly reduced.

The SR model has a 3-foot hose and the 40SH model has an 8-foot hose.

Refer to the tables below for the correct pulling head part number.

Specifications

Weight	4.5 lbs. (power unit only)
Stroke	.518"
Pulling Capacity	3136 lbs. on 90 psi
Air Pressure	90-120 psi normal operating air pressure at inlet
Air Consumption	4 CFM of air at 20 cycles per min.
Noise Level	Does not exceed 85dB(A)
Pulling Heads	Straight, right angle, offset



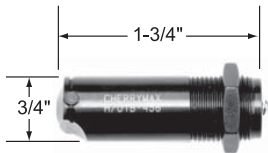
G704B-SR
with 3-foot hose



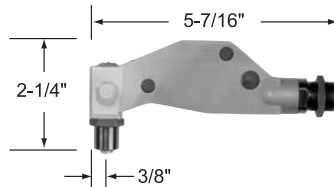
G704B-40SH
with 8-foot hose

G704B Pulling Heads

Pulling heads are not furnished with riveter and must be ordered separately.



H701B-456 Straight
NSN5130-01-393-2927
Military Part Number M85188S1



H753A-456 Right Angle
NSN5130-01-393-2926
Military Part Number M85188S2



H781-456 Offset
NSN 5130-01-393-2925
Military Part Number M85188S3

Pulling Head	Type	Adapter	Rivet	Rivet Diameters	Maximum Grip
H701B-456	Straight	-	CherryMAX®	1/8, 5/32, 3/16 **	All
			CherryMAX® 'AB'	1/8, 5/32, 3/16 †	-4 *
			MBC® L/C	1/8, 5/32, 3/16	-4 *
			SST®	1/8, 5/32, 3/16 **	All
H753A-456	Right Angle	-	CherryMAX®	1/8, 5/32, 3/16 **	All
			CherryMAX® 'AB'	1/8, 5/32, 3/16 †	-4
			SST®	1/8, 5/32, 3/16 **	All
			CherryMAX®	1/8, 5/32, 3/16 **	All
H781-456	Offset	-	CherryMAX® 'AB'	1/8, 5/32, 3/16 †	-4 *
			SST®	1/8, 5/32, 3/16 **	All
			MS ††	3/32, 1/8, 5/32, 3/16	-4 *
H9015 -3C, -4C, -5C, -6C	Straight	704A9	MS ††	3/32, 1/8, 5/32, 3/16	-4 *
H746A -4MBC, 5 MBC, -6MBC	Straight	-	Std. MBC®	1/8, 5/32, 3/16	-4 *
H955 -3, -4, -5, -6	Straight	-	CherryLOCK® 'A'	3/32, 1/8, 5/32, 3/16 †	-4 *

* May be double stroked for longer grips. ** Nominal and oversize.
† No 3/16 aluminum, stainless steel and Monel only. †† Serrated stems only.

G746A CherryMAX® Power Riveter

National Stock Number: 5130-01-338-3403


Description

The G746A is a pneumatic-hydraulic tool designed specifically for the installation of CherryMAX® Bulb, CherryMAX® 'AB' wiredraw, and CherryLOCK® 'A' wiredraw rivets. The G746A utilizes the straight, offset and right-angle pulling heads. Refer to the table below to match the correct pulling head part number to the rivet to be installed.

The G746A has a durable metal housing and so is extremely robust in a shop environment.

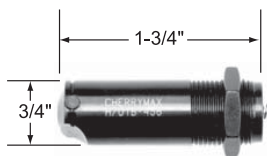
Specifications

Air Pressure	90 PSI (6.2 bar) min./110 PSI (7.6 bar) max.
Stroke	.875 inch (22.23 mm)
Pulling Force	1850 lbs (8.23 kn) @ 90 PSI (6.2 bar)
Cycle Time	Approximately one second
Weight	4-1/4 lbs (1.93 kg)
Noise Level	72 dB (A)
Vibration	less than 2.5 m/s ²
Air Consumption	.25 SCF/cycle (7.08 L/cycle)

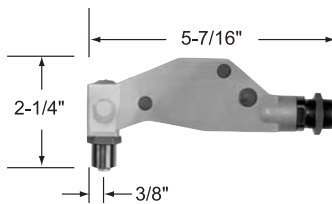


G746A pulling heads


Pulling heads are not furnished with riveter and must be ordered separately.



H701B-456 STRAIGHT
NSN5130-01-393-2927
Military Part Number M85188S1



H753A-456 RIGHT ANGLE
NSN5130-01-393-2926
Military Part Number M85188S2



H781-456 OFFSET
NSN 5130-01-393-2925
Military Part Number M85188S3

Pulling Head	Type	Adapter	Rivet	Rivet Diameters	Maximum Grip
H701B-456	Straight	-	CherryMAX®	1/8, 5/32, 3/16 ** †††	All
			CherryMAX® 'AB'	1/8, 5/32, 3/16 ††	-9 *
			MBC® L/C	1/8, 5/32, 3/16	-9 *
			SST®	1/8, 5/32, 3/16 **	All
H753A-456	Right Angle	-	CherryMAX®	1/8, 5/32, 3/16 ** †††	All
			CherryMAX® 'AB'	1/8, 5/32, 3/16 ††	-4
			SST®	1/8, 5/32, 3/16 **	All
H781-456	Offset	-	CherryMAX®	1/8, 5/32, 3/16 ** †††	All
			CherryMAX® 'AB'	1/8, 5/32, 3/16 ††	-4 *
			SST®	1/8, 5/32, 3/16 **	All
H9015 -3C, -4C, -5C, -6C	Straight	704A9	MS***	3/32, 1/8, 5/32, 3/16	All
H955 -3, -4, -5, -6	Straight	-	CherryLOCK® 'A'	3/32, 1/8, 5/32, 3/16	-9*
H746-4MBC, -5MBC, -6MBC	Straight	-	Std. MBC®	1/8, 5/32, 3/16	All

* May be double stroked for longer grips. ** Nominal and oversize. ***Serrated stems only.

†Will not install 3/16 dia. aluminum fastener. Pulls stainless steel and Monel only.

†† When installing CherryLOCK® 'A' rivets, the proper diameter pulling head must be used. †††Will not install 3/16" diameter Inconel 600 rivets

G747 Lightweight CherryMAX® Power Tool

National Stock Number: 5130-01-044-7206

Description

The G747 is a pneumatic-hydraulic tool designed specifically for installation of CherryMAX® rivets and nut-plate rivets. Its durable, all metal housing makes this tool ideal for use in rugged shop environments. It has many **ergonomic features**: light weight, comfortable fit in the operators hand, and operation in any position with one hand. This tool utilizes straight, offset and right-angle pulling heads, all of which can install -4, -5, and -6 diameter CherryMAX® bulb type rivets in all head styles, materials and grip lengths. Extensions are available for extending the pulling heads to reach limited access areas. Refer to the tables below for the correct pulling head part number.


Specifications

Air Pressure	90 PSI (6.2 bar) min./110 PSI (7.6 bar) max.
Stroke	.437 inch (11.1 mm)
Pulling Force	2100 lbs (9.34 kN) @ 90 PSI (6.2 bar)
Cycle Time	Approximately one second
Weight	3.5 lbs (1.59 kg)
Noise Level	71 dB (A)
Vibration	less than 2.5 m/s ²
Air Consumption	.09 SCF/cycle (2.55 L/cycle)



G747 Pulling Heads

Pulling Heads are not furnished with riveter and must be ordered separately.



Pulling Head	Type	Adapter	Rivet	Rivet Diameters	Maximum Grip
H701B-456	Straight	-	CherryMAX®	1/8, 5/32, 3/16 **	All
			CherryMAX® 'AB'	1/8, 5/32, 3/16 †	-4 *
			SST®	1/8, 5/32, 3/16 **	All
H747-3NPR	Straight	-	Nut-plate	3/32	-4 *
H753A-456	Right Angle	-	CherryMAX®	1/8, 5/32, 3/16 **	All
			CherryMAX® 'AB'	1/8, 5/32, 3/16 †	-4
			SST®	1/8, 5/32, 3/16 **	All
H781-456	Offset	-	CherryMAX®	1/8, 5/32, 3/16 **	All
			CherryMAX® 'AB'	1/8, 5/32, 3/16 †	-4 *
			SST®	1/8, 5/32, 3/16 **	All
H9015 -3, -4, -5, -6	Straight	704A9	MS / Nutplate †††	3/32, 1/8, 5/32, 3/16	-4 *
H955 -3, -4, -5, -6	Straight	-	CherryLOCK® 'A' ***	3/32, 1/8, 5/32, 3/16	-4 *
H746-4MBC, 5MBC, 6MBC	Straight	-	Std. MBC®	1/8, 5/32, 3/16	-4 *

* May be double stroked for longer grips. ** Nominal and oversize.
 *** When installing CherryLOCK® 'A' rivets, the proper diameter pulling head must be used.
 †Will not install 3/16 dia. aluminum fastener. Pulls stainless steel and Monel only. †††Serrated stems only.

G689 Hydro-Shift CherryLOCK® Riveter


Description

The G689 hydro-shift riveter is a heavy duty, pneumatic-hydraulic tool designed specifically for the installation of all CherryLOCK® rivets; however, it is recommended primarily for 1/4" diameters. It can be used to install all diameters and lengths as indicated on the tool capacity charts. Its durable, all metal housing makes this tool very robust for use in a shop environment.

This extremely powerful tool has been designed with many **ergonomic features**: low recoil, low noise and a comfortable fit in the operator's hand. It can be operated in any position with one hand. The H681 Series pulling heads fit directly on this tool to install both bulbed and standard NAS Type 2000 Series CherryLOCK® rivets. With the proper adapters and pulling heads, this tool can install other types of rivets. Refer to the tables below for the correct pulling head part number.

Specifications

Air Pressure	90 PSI (6.2 bar) min./110 PSI (7.6 bar) max.
Stroke	1.475 inch (37.47 mm)
Pulling Force	3,800 lbs. (16.9 kN) @ 90 PSI (6.2 bar)
Weight	12.85 lbs. (5.90 kg)
Noise Level	74.1 dB (A)
Vibration	less than 2.5 m/s ²
Air Consumption	.50 SCF/cycle (14.2 L/cycle)



G689 Pulling Heads

Pulling heads are not furnished with riveter and must be ordered separately.

Standard CherryLOCK® Rivets (NAS1398 & 1399)

Pulling Head	Rivet Dia.	Aluminum		Monel		Stainless Steel	
		Univ. Head	Ctsk. Head	Univ. Head	Ctsk. Head	Univ. Head	Ctsk. Head
H681-3C	-3	-	-	-	-	All	All
H681-4C	-4	All	All	All	All	All	All
H681-5C	-5	All	All	All	All	All	All
H681-6C	-6	All	All	All	All	All	All
H681-8C	-8	All	All	All	All	All	All

Bulbed CherryLOCK® Rivets (NAS 1738 & 1739)

Pulling Head	Rivet Dia.	Aluminum		Monel		Inconel	
		Univ. Head	Ctsk. Head	Univ. Head	Ctsk. Head	Univ. Head	Ctsk. Head
H681-4C	-4	All	All	All	All	All	All
H681-5C	-5	All	All	All	All	All	All
H681-6C	-6	All	All	All	All	All	All

Other Pulling Heads for G689 Tool

Pulling Head	Type	Adapter	Rivet	Rivet Diameters	Max. Grip
H9015	Straight	680B46	MS	3/32, 1/8, 5/32, 3/16	All
H9055	Straight	680B46	CherryLOCK® 'A' MS	3/32, 1/8, 5/32, 3/16	All
H9040	Straight	680B57	MS	1/8, 5/32, 3/16, 1/4	All
H781-456	Offset	680B205	CherryMAX®	1/8, 5/32, 3/16	All
H753A-456	Rt. Angle	680B205	CherryMAX®	1/8, 5/32, 3/16	All
H827-8	Offset	680B210	CherryMAX®	1/4	All
H828-8	Rt. Angle	680B210	CherryMAX®	1/4	All
H828-5MB	Rt. Angle	680B210	Maxibolt™	5/32, 3/16	All
H828-6MB					
H680B200A	Straight	-	CherryMAX®	1/8, 5/32, 3/16	All
H680B208	Straight	-	CherryMAX®	1/4	All

† Use H681-()S

* Use H681B166-()

1 Use H681-()F

G-695B Right Angle CherryLOCK® Riveter

National Stock Number: 5130-00-435-5689

Description

The G695B right angle riveter is a pneumatic-hydraulic tool designed specifically for installing CherryLOCK® rivets in limited-access areas. The power unit rests on the floor and is connected to the right angle head unit with 8 feet of flexible hose. It will install most CherryLOCK® rivets up to 1/4" grip length.

Refer to the tables below for the correct pulling head part number.

Specifications

Air Pressure	90 – 110 PSI
Stroke	.625"
Pulling Force	2000 lbs.
Weight	17 lbs.
Noise Level	74.1 dB(A)
Vibration	Less than 2.5 m/s ²
Air Consumption	.50 SCF/cycle (14.2 l/cycle)



G695B Pulling Heads

Pulling heads are not furnished with riveter and must be ordered separately.

Standard CherryLOCK® Rivets (NAS1398 & 1399)

Pulling Head	Rivet Dia.	Aluminum		Monel		Stainless Steel	
		Univ. Head	Ctsk. Head	Univ. Head	Ctsk. Head	CR2643	CR2642
						CR2163	CR2162
		CR2263	CR2262	CR2563	CR2562	CR2663	CR2662
H690-4C/U	-4	4	4	4	4	4	4
H690-5C/U	-5	4	4	4	4	4	4
H690-6C/U	-6	4	4	4	4	-	-
H690-8C/U	-8	4	4	-	-	-	-

C: countersunk head; U: universal head

Bulbed CherryLOCK® Rivets (NAS 1738 & 1739)

Pulling Head	Rivet Dia.	Aluminum		Monel	
		Univ. Head	Ctsk. Head	Univ. Head	Ctsk. Head
		CR2249	CR2248		
H690-4C/U	-4	All	All	All	All
H690-5C/U	-5	All	All	All	All
H690-6C/U	-6	-	-	-	-

G700 Lightweight Hydro-Shift CherryLOCK® Riveter

Description

The G700 hydro-shift riveter is a pneumatic-hydraulic tool designed specifically for the most efficient installation of smaller CherryLOCK® rivets. It weighs only 5-3/4 lbs. and can be operated in any position with one hand.

Refer to the tables below for the correct pulling head part number.

Specifications

Air Pressure	90 – 110 psi
Stroke	.906"
Pulling Force	1220 lbs.
Weight	5.75
Noise Level	<69 dB(A)
Vibration	Less than 2.5m/s ²
Air Consumption	.25 SCF/Cycle (7.08 L/cycle)



G700 Pulling Heads

Pulling heads are not furnished with riveter and must be ordered separately

Standard CherryLOCK® Rivets (NAS1398 & 1399)

Pulling Head	Rivet Dia.	Aluminum		Monel		Stainless Steel	
		Univ. Head	Ctsk. Head	Univ. Head	Ctsk. Head	CR2643	CR2642
		CR2163	CR2162	CR2563	CR2562	CR2653	CR2652
H681-3C	-3	-	-	-	-	3*	3*
H681-4C	-4	4	4	4	4	4	4

*3/32" diameter available as CR2662-3 and CR2663-3 only

Bulbed CherryLOCK® Rivets (NAS 1738 & 1739)

Pulling Head	Rivet Dia.	Aluminum		Monel	
		Univ. Head	Ctsk. Head	Univ. Head	Ctsk. Head
		CR2239	CR2238	CR2539	CR2538
H681-4C	-4	All	All	All	All

G784 Hydro-Shift CherryLOCK® Riveter

Hydro-Shift CherryLOCK® Riveter Kit

National Stock Number: 5130-00-935-4681

Description


The G784 Hydro-Shift Riveter is a pneumatic-hydraulic tool designed specifically for installation of CherryLOCK® rivets. Its durable, all metal housing makes this tool extremely robust for use in shop environment. It will install nearly all diameters of CherryLOCK® rivets up to a half-inch grip, "A" group only.

This powerful tool has been designed with many **ergonomic features**: lower weight, less recoil, low noise and a comfortable fit in the operator's hand. It can be operated in any position with one hand.

With proper adapters and pulling heads this tool can be used to install other types of rivets. Refer to the tables below for the correct pulling head part number.

Specifications

Air Pressure	90 PSI (6.2 bar) min./110 PSI (7.6 bar) max.
Stroke	7/8 inch (22.2 mm)
Pulling Force	2,600 lbs. (11.57 kN) @ 90 PSI (6.2 bar),
Weight	8 lbs. (3.63 kg)
Noise Level	69.7 dB (A)
Vibration	less than 2.5 m/s ²
Air Consumption	.27 SCF/cycle (7.65 L/cycle)



G784 pulling heads

Pulling Heads are not furnished with riveter and must be ordered separately.

Standard CherryLOCK® Rivets (NAS1398 & 1399)

Pulling Head	Rivet Dia.	Aluminum		Monel		Stainless Steel	
		Univ. Head	Ctsk. Head	Univ. Head	Ctsk. Head	Univ. Head	Ctsk. Head
		CR2163	CR2164†	CR2262	CR2563	CR2562	CR2653
H681-3C	-3	-	-	-	-	All	All
H681-4C	-4	All	All	All	All	All	All
H681-5C	-5	8	9	8	9	8	9
H681-6C	-6	8	9	8	9	8	9
H681-8C	-8	8	9	8	9	-	-

Bulbed CherryLOCK® Rivets (NAS 1738 & 1739)

Pulling Head	Rivet Dia.	Aluminum		Monel		Inconel	
		Univ. Head	Ctsk. Head	Univ. Head	Ctsk. Head	Univ. Head	Ctsk. Head
		CR2245*	CR2238	CR2539	CR2538	CR2839	CR2838
H681-4C	-4	All	All	All	All	All	All
H681-5C	-5	All	All	All	All	All	All
H681-6C	-6	All	All	All	All	All	All

† Use H681(-) JS

* Use H681B166(-)

1 Use H681(-) JF

Other Pulling Heads for G784 Tool

Pulling Head	Type	Adapter	Rivet	Rivet Diameters	Max. Grip
H9055-3				3/32	All
H9055-4	Straight	680B46	CherryLOCK® 'A'	1/8	8, 9*
H9055-5				5/32	8, 9*
H9055-6				3/16	8, 9*
H9015-3C				3/32	All
H9015-4C	Straight	680B46	MS	1/8	All
H9015-5C				5/32	All
H9015-6C				3/16	All
H9040-4C				1/8	All
H9040-5C	Straight	680B57	MS	5/32	All
H9040-6C				3/16	All
H9040-8C				1/4	All
H680B200A	Straight		CherryMAX®	1/8, 5/32, 3/16	All
H781-456	Offset	680B205	CherryMAX®	1/8, 5/32, 3/16	All
H753A-456	Right Angle	680B205	CherryMAX®	1/8, 5/32, 3/16	All

*8 grip for protruding head, 9 grip for countersunk head.

G686B-S Split Hydro-Shift CherryLOCK® Riveter

National Stock Number:
NSN 3448-01-036-3402

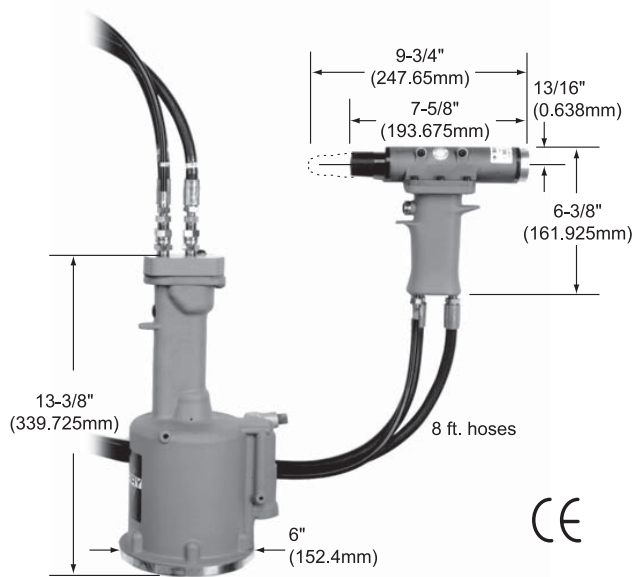
Description

The G686B-S split hydro-shift riveter is a heavy duty pneumatic-hydraulic tool designed specifically for easy and fast installation of CherryLOCK® rivets. In use, the power unit rests on the floor and transmits its power through eight feet of hose to an **ergonomic**, lightweight pistol grip tool. This facilitates installation in many limited access areas and also greatly reduces operator fatigue. Its durable, all-metal housing makes this tool very robust in a shop environment.

G686B-S can be used to install all diameters and lengths of fasteners as indicated on the charts. The H681 Series pulling heads fit directly on this tool to install both bulbed and standard NAS type CherryLOCK® rivets. See the tables below for the correct pulling head part number.

Specifications

Air Pressure	90 PSI (6.2 bar) min./110 PSI (7.6 bar) max.
Stroke	1-7/16 inch (36.5 mm)
Pulling Force	2,600 lbs. (11.57 kN) @ 90 PSI (6.2 bar)
Weight	Total: 17 lbs. (7.71 kg) Head Only: 5.0 lbs. (2.27 kg)
Noise Level	74.5 dB (A)
Vibration	less than 2.5 m/s ²
Air Consumption	.5 SCF/cycle (14.2 L/cycle)



G686B-S Pulling Heads

Pulling heads are not furnished with riveter and must be ordered separately.

Standard CherryLOCK® Rivets (NAS 1398 & 1399)t

Pulling Head	Rivet Dia.	Aluminum		Monel		Stainless Steel	
		Univ. Head	Ctsk. Head	Univ. Head	Ctsk. Head	Univ. Head	Ctsk. Head
		CR2162				CR2642	
		CR2163 CR2164*		CR2562		CR2652	
		CR2263 CR2262		CR2563 CR2564*		CR2643 CR2662	
		CR2263 CR2262		CR2563 CR2564*		CR2663 CR2644*	
H681-3C	-3	-	-	-	-	All	All
H681-4C	-4	All	All	All	All	All	All
H681-5C	-5	All	All	All	All	All	All
H681-6C	-6	All	All	All	All	All	All
H681-8C	-8	16	17	16	17	-	-

Bulbed CherryLOCK® Rivets (NAS 1738 & 1739)

Pulling Head	Rivet Dia.	Aluminum		Monel		Inconel	
		Univ. Head	Ctsk. Head	Univ. Head	Ctsk. Head	Univ. Head	Ctsk. Head
		CR2235 ¹					
		CR2239					
		CR2245 ¹ CR2238		CR2539 CR2538		CR2839 CR2838	
		CR2249 CR2248		CR2545 ¹ CR2540 [†]		CR2845 ¹ CR2840 [†]	
H681-4C	-4	All	All	All	All	All	All
H681-5C	-5	All	All	All	All	All	All
H681-6C	-6	All	All	All	All	All	All

* Use H681(-)S ¹ Use H681B166(-) [†] Use H681(-)F

Other Pulling Heads for G686B-S Tool

Pulling Head	Type	Adapter	Rivet	Rivet Diameters	Max Grip
H9055-3	Straight	680B46	CherryLOCK® 'A'	3/32	All
H9055-4				1/8	8, 9 ^{††}
H9055-5				5/32	8, 9 ^{††}
H9055-6				3/16	8, 9 ^{††}
H9015-3C	Straight	680B46	MS	3/32	All
H9015-4C				1/8	All
H9015-5C				5/32	All
H9015-6C				3/16	All
H9040-4C	Straight	680B57	MS	1/8	All
H9040-5C				5/32	All
H9040-6C				3/16	All
H9040-8C				1/4	All
H680B200A	Straight	-	CherryMAX®	1/8, 5/32, 3/16	All
H781-456	Offset	680B205	CherryMAX®	1/8, 5/32, 3/16	All
H753A-456	Rt. Angle	680B205	CherryMAX®	1/8, 5/32, 3/16	All

^{††} 8 grip for protruding head, 9 grip for countersunk head.

G83 Lightweight Lockbolt Power Tool

National Stock Number: 5130-01-435-3507


Description

The G83 pneumatic-hydraulic lockbolt installation tool is a heavy duty production tool designed for high speed, reliable installation of the most popular sizes of aircraft lockbolts. This extremely powerful tool has been designed with many **ergonomic features** including a light weight – 4.95 pounds (2.25 kg.) – less recoil, low noise, and a comfortable fit in the operator's hand. It can be operated in any position with one hand.

By bending the rubber pin deflector sideways, 1-1/2" additional clearance can be obtained. This tool can also be used to install blind bolts and blind rivets. Refer to the tables below for correct pulling head part number.

Specifications

Air Pressure	90 PSI (6.2 bar) min./110 PSI (7.6 bar) max.
Stroke	7/16 inch (11.1 mm)
Pulling Force	3,750 lbs. (16.7 kN) @ 90 PSI (6.2 bar), 800 lbs. (3.56 kN) on return stroke
Cycle Time	Approximately one second
Weight	4.95 lbs. (2.25 kg)
Noise Level	78.4 dB (A)
Vibration	less than 2.5 M/S2
Air Consumption	.16 SCF/cycle (4.53 L/cycle)



G83 Pulling Heads

Pulling heads are not furnished with riveter and must be ordered separately.

G83 Pulling Heads for Lockbolts Selection Chart

	Pulling Head Nos.				Lockbolt Dia.
	Basic Pulling	Swivel Nose	Swivel Nose Self-Releasing	Swivel Nose, Self-Releasing Chisel Shape Nose	
Straight Pulling Heads	H513-04-20				-04
	H513-04-35				
	H513-04-60				
	H513-05-35	H513S-05-20	H513SR-05-20	H513SRC-05-20	-05
	H513-05-60			H513SRC-05-35	
Offset Pulling Heads	H513-06-20	H513S-06-20	H513SR-06-20	H513SRC-06-20	-06
	H513-06-60	H513S-06-35	H513SR-06-35	H513SRC-06-35	
	H563-5B				-05
Pulling Heads	H563-6B				-06
	H563SP-5B	Short Pintail			-05
	H563SP-6B	Short Pintail			-06

NOTES:

- No letter after P/N indicates basic head.
- "S" after basic P/N indicates swivel nose.
- "SR" after basic P/N indicates swivel nose, self-releasing.
- "SRC" after basic P/N indicates swivel nose, self-releasing, chisel shape nose.
- Straight lockbolt pulling head part numbers indicate pulling head length when attached to the G83. Example: Part No. H513-04-20 indicates the pulling head extends 2.0" beyond gun line.
- For -08 dia, installs aluminum and titanium lockbolts only.

Maxibolt™ Pulling Heads (S Type)

	Part No.	Maxibolt Dia.
Straight Head	H83B-5MB	-05
Straight Head	H83B-6MB	-06
Maxibolt™ Plus Straight Head	H84B-568	-05, -06

For "U" type blind bolts use 652-066 for -5 and 652-067 insert for -06.

CherryMAX® Adapter and Pulling Heads**

Adapter Part No.	Pulling Head	Pulling Head Part No.	CherryMAX Diameter
744-300	Straight	H701B-456	-4, -5, -6
	Offset	H781-456	
	Right Angle	H753A-456	
No adapter required	Straight	H84A-8	-8

** CherryMAX® adapter and pulling heads can install CherryMAX®, CherryMAX® 'AB', and SST® rivets.

Adapters for G83/G84 tools

Adapter	To Adapt To Tool Mounting System
744-100	G85D-S/G87D
744-200	G744
744-300	G704B/747/746A

G84 Lightweight Lockbolt Tool


Description

The G84 pneumatic-hydraulic lockbolt installation tool is a rugged production tool designed for high speed, reliable installation of the most popular sizes of aircraft lockbolts. The tool incorporates a bayonet attachment for quick change of pulling heads.

Weighing only 7.70 pounds (3.5 kg), this tool has been designed with many **ergonomic features**: less recoil, low noise and a comfortable fit in the operator's hand. It can be operated in any position with one hand. The tool can install blind bolts and blind rivets (see installation chart below).

Specifications

Air Pressure	90 PSI (6.2 bar) min./110 psi (7.6 bar) max.
Stroke	9/16 inch (14.3 mm)
Pulling Force	5,750 lbs. (25.6 kN) @ 90 PSI (6.2 bar), 1200 lbs. (5.34 kN) on return stroke
Weight	7.70 lbs. (3.5 kg)
Noise Level	dB (A)
Vibration	less than 2.5 M/S2
Air Consumption	.29 SCF/cycle (8.21L/cycle)



G84 Pulling Heads

Pulling heads are not furnished with riveter and must be ordered separately.

Note: All pulling heads suitable for the 352 and 230 style tools will fit directly on this tool.




H513SRC-08-48 Straight Pulling Head

Maxibolt™ Blind Bolt Pulling Heads For "S" Style Blind Bolts

H83B-5MB for 5/32" dia. blind bolts
H83B-6MB for 3/16" dia. blind bolts
H84C-8MB for 1/4" dia. blind bolts

For "U" type blind bolts, use 652-066 insert for 5/32" diameter, 652-067 for 3/16" diameter, and 652-106 for 1/4" diameter.



H563-6B Offset Pulling Head

CherryMAX® Pulling Heads

H84A-8 installs 1/4" diameter CherryMAX® rivets.

H701B-456 with 744-300 adapter for 1/8", 5/32", 3/16" dia. CherryMAX®, CherryMAX® 'AB', and SST® rivets. Also installs -4, -5, dia. Maxibolt™ "S" type blind bolts.

Adapters for G83/G84 tools

Type Series	Pulling Head	Diameter	Grip Lengths Installed
Lockbolts	H513 Straight*	-4, -5, -6, -8	All
Aluminum Lockbolts	H513 Straight*	-4, -5, -6, -8	All
Titanium Lockbolts	Straight**	-4, -5, -6, -8	All
Lockbolts	H563 Offset	-4, -5, -6	All
Lockbolts	H562 Offset*	-6, -8	All
G84	Maxibolt™	H83B -5MB -6MB Straight	-5, -6
	Maxibolt™	H84C -8MB Straight***	-8
	Maxibolt™ Plus	H84B-568	-5, -6, -8
	CherryMAX®, CherryMAX® 'AB'	H701B-456 with 744-300 Adapter	-4, -5, -6†
CherryMAX®	H84A-8 Straight	-8	All
CherryLOCK® 'A', CherryMAX® 'AB'	H84-8CLA Straight	-8	All

Adapter † †	To Adapt To Tool Mounting System
744-100	G85D-S/G87D
744-200	G744
744-300	G704B/747/746A

* Use adapter no. 744-100 to accept pulling head design used on G85D, G87D and 353 Style tools

** Use of special pulling head required

*** Use 652-065 "U" type nose piece for "U" type -8 diameter

† Will not pull 3/16" aluminum CherryMAX® "AB" rivets; pulls 3/16" in Monel and stainless steel only

† † Requires removal of bayonet mount

G84-LS Split Tool


DESCRIPTION

The G84-LS pneumatic-hydraulic installation tool is a heavy duty production tool designed for high speed, reliable installation of the most popular sizes of blind rivets, lockbolts and blind bolts. The G84-LS is a “split” version of the standard G84. The power unit sits on the floor and transmits its power through 10 feet of hose to a lightweight head cylinder. This facilitates fastener installation in many limited access areas and also reduces operator fatigue. Its durable, all metal housing makes this tool very robust for use in a shop environment.

The trigger is incorporated in the head cylinder, providing comfortable, one-handed operation. Furthermore, the head cylinder can be configured for straight (in-line) or pistol grip operation. The recoil absorbing design reduces shock transmitted to the user.

In combination with Cherry brand pulling heads, this tool installs all Lockbolt, blind bolts and blind rivets up to 1/4” diameter*. It also installs Cherry Rivetless Nut Plates.

Air Pressure	90 psi (6.2 bar) min./110 psi (7.6 bar) max. at tool
Stroke	.530 inch (13.5 mm)
Pulling Force	5,700 lbs. (25.32 kN) @ 90 psi (6.2 bar)
Weight	Total: 11.8 lbs. (5.35 kg); head only: 2.0 lbs. (.91 kg)
Noise Level	66.5 dB (A)
Vibration	4.0 m/s ²
Air Consumption	.34 SCF/cycle (9.63 L/cycle)



G84-LS Pulling Heads*

Pulling heads for the G84-LS or comparable riveters will fit directly with no adaptation required. For other Cherry mount systems, the following adaptors are required:

Adapter*	To Adapt to Tool Mounting System
744-500	Cherry G744 mount
744-600	Cherry G704B/747/746A
744-700	Cherry G83/84 Bayonet

*Pulling Heads and adaptors are not furnished with riveter and must be ordered separately.

Contact Cherry Aerospace Technical Services for more information on Pulling Head selection.

G85D-S Split Lockbolt Power Riveter

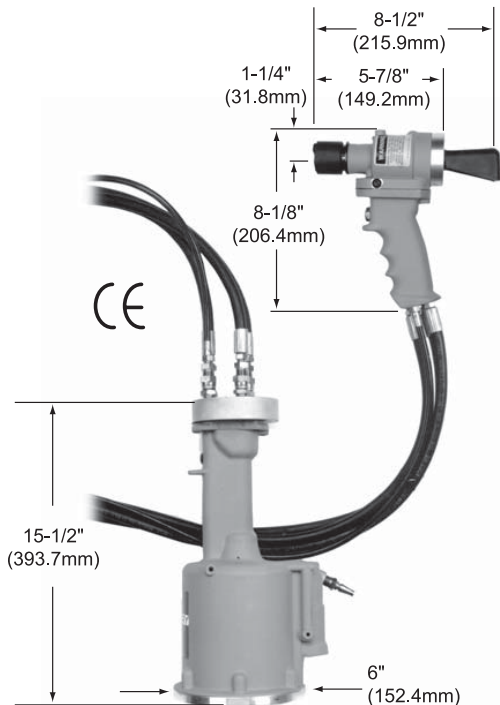
Description

The G85D-S pneumatic-hydraulic lockbolt installation tool is a heavy duty production tool designed for high-speed, reliable installation of the most popular sizes of aircraft lockbolts. The G85D-S is a “split” version of the G85D. The power unit sits on the floor and transmits its power through 8 feet of hose to a light weight, **ergonomic** pistol grip handle. This facilitates fastener installation in many limited access areas and also reduces operator fatigue.

Its durable, all metal housing makes this tool very robust for use in a shop environment. By bending the rubber pin deflector sideways, 1-1/2” additional clearance can be obtained. This tool installs all 3/16”, 1/4” and 5/16” diameter lockbolts in all materials and 3/8” diameter in aluminum. It can also install selected blind bolts and blind rivets. Pulling heads are not furnished with the tool, and must be ordered separately. See the table below for correct pulling head part number.

Specifications

Air Pressure	90 PSI (6.2 bar) min./110 PSI (7.6 bar) max. at tool
Stroke	.720 in. (18.3 mm)
Pulling Force	7,000 lbs. (31.1 kN) @ 90 PSI (6.2 bar)
Weight	Total: 19.3 lbs. (8.75 kg), Head only: 4.3 lbs. (1.95 kg)
Noise Level	76.7 dB (A)
Vibration	less than 2.5 m/s ²
Air Consumption	.27 SCF/cycle (7.65 L/cycle)



G85D-S pulling heads

Pulling heads are not furnished with riveter and must be ordered separately.

G85D-S Pulling Head Selection Chart

Lockbolt Dia.	Length from Tool Face		1. Straight Nose		2. Chisel Nose		3. Offset
	(inches except Column 3)	Short Pintail	Swivel	Swivel Self-Releasing	Swivel Self-Releasing	Swivel Self-Releasing	
1/8"	2	H513-04-20*	-	-	-	H563-4B*	
	3-1/2	H513-04-35*	-	-	-	H563SP-4B*	
	6	H513-04-60*	-	-	-	-	
5/32"	2	-	H513S-05-20*	H513SR-05-20*	H513SRC-05-20*	H563-5B*	
	3-1/2	H513-05-35*	H513S-05-35	H513SR-05-35	H513SRC-05-35*	H563SP-5B*	
	6	H513-05-60*	-	-	-	-	
3/16"	2	H513-06-20*	H513S-06-20*	H513SR-06-20*	H513SRC-06-20*	H563-6B*	
	2-3/8	-	H513S-06-24	H513SR-06-24	-	H562-6B	
	3-1/2	-	H513S-06-35*	H513SR-06-35*	H513SRC-06-35*	H563SP-6B*	
	4-13/16	-	H513S-06-48	H513SR-06-48	-	-	
1/4"	2	H513-06-60*	-	-	-	-	
	2-3/8	-	H513S-08-24	H513SR-08-24	-	H562-8B	
	3-1/2	H513-08-35*	H513S-08-35*	-	-	-	
5/16"	4-13/16	-	H513S-08-48	H513SR-08-48	H513SRC-08-48	-	
	2-11/16	-	H513S-10-27	H513SR-10-27	-	-	
	4-3/16	-	H513S-10-42	H513SR-10-42	-	-	
3/8"	2-11/16	-	H513S-12-27	H513SR-12-27	-	-	
	4-3/16	-	H513S-12-42	H513SR-12-42	-	-	

* These parts require the 552 adapter when used on Cherry G85D-S, G87D or Huck® 353. Parts with an asterisk fit directly on the Cherry G83, G84 or Huck® 352 tools.

NOTES:

In pulling head part numbers,
S = Swivel
R = Self Releasing
C = Chisel Nose
SP = Short Pintail

Straight lockbolt pulling head part numbers indicate pulling head length and diameter. Example: In Part No. H513-05-35 the -05 indicates 5/32 diameter and -35 indicates that the pulling head extends 3-1/2” beyond gun line.

G87D Lockbolt Power Tool

National Stock Number: 5130-00-760-1360


Description

The G87D pneumatic-hydraulic lockbolt installation tool is a heavy duty production tool designed for high-speed, reliable installation of the most popular sizes of aircraft lockbolts. This extremely powerful tool, designed with many **ergonomic features** weighs only 10-3/4 lbs. (4.875 kg.) and fits comfortably in the operator's hand. It can be operated in any position with one hand.

By bending the rubber pin deflector sideways, 1-1/2" additional clearance can be obtained. This tool can also be used to install blind bolts. See the table below for correct pulling head part number.

Specifications

Air Pressure	90 PSI (6.2 bar) min./110 PSI (7.6 bar) max.
Stroke	9/16 inch (14.3 mm)
Pulling Force	9,500 lbs. (42.3 kN) @ 90 PSI (6.2 bar),
Weight	10.75 lbs. (4.875 kg)
Noise Level	74.2 dB (A)
Vibration	less than 2.5 m/s ²
Air Consumption	.60 SCF/cycle (17 L/cycle)



G87D Pulling Heads

Pulling heads are not furnished with riveter and must be ordered separately.

G87D Lockbolt Pulling Head Selection Chart

Lockbolt Dia.	Length From Tool Face (except column 3)	Short Pintail	1. Straight Nose		2. Chisel Nose		3. Offset
			Swivel	Swivel Self-Releasing	Swivel Self-Releasing	Swivel Self-Releasing	
1/8"	2"	H513-04-20*	-	-	-	-	H 5 6 3 - 4 B *
	3-1/2"	H513-04-35*	-	-	-	-	H563SP-4B*
	6"	H513-04-60*	-	-	-	-	-
5/32"	2"	-	H513S-05-20*	H513SR-05-20*	H513SRC-05-20*	H563-5B*	-
	3-1/2"	H513-05-35*	H513S-05-35	H513SR-05-35	H513SRC-05-35*	H563SP-5B	-
	6"	H513-05-60*	-	-	-	-	-
3/16"	2"	H513-06-20*	H513S-06-20*	H513SR-06-20*	H513SRC-06-20*	H563-6B*	-
	2-3/8"	-	H513S-06-24	H513SR-06-24	-	H562-6B	-
	3-1/2"	-	H513S-06-35*	H513SR-06-35*	H513SRC-06-35*	H563SP-6B*	-
	4-13/16"	-	H513S-06-48	H513SR-06-48	-	-	-
	6"	H513-06-60*	-	-	-	-	-
1/4"	2-3/8"	-	H513S-08-24	H513SR-08-24	-	H562-8B	-
	3-1/2"	H513-08-35*	H513-08-35*	-	-	-	-
	4-13/16"	-	H513S-08-48	H513SR-08-48	H513SRC-08-48	-	-
5/16"	2-11/16"	-	H513S-10-27	H513SR-10-27	-	-	-
	4-3/16"	-	H513S-10-42	H513SR-10-42	-	-	-
	6"	-	-	-	-	-	-
3/8"	2-11/16"	-	H513S-12-27	H513SR-12-27	-	-	-
	4-3/16"	-	H513S-12-42	H513SR-12-42	-	-	-

*These parts require the 552 adapter when used on Cherry G87D, G85D or Huck® 353.

Parts with an asterisk fit directly on the Cherry G83 or Huck® 352 tools.

NOTES: Parts with no asterisk fit directly on Cherry G87D, G85D and Huck® 353 tools.

After the H513 in part numbers, S = Swivel, R = Self Releasing C = Chisel Nose

Straight Lockbolt pulling head part numbers indicate pulling head length and diameter. Example: In Part No. H513-05-35 the -05 indicates 5/32 diameter and -35 indicates that the pulling head extends 3-1/2" beyond gun line. After H563, SP = Short Pintail

CherryMAX® Pulling Heads & Adapter**

	Part No.	CherryMAX® Dia.	Adapter
Straight	H84A-8	-8	552
Offset	H827-8	-8	560-070
Right Angle	H828-8	-8	560-070

** CherryMAX® adapter and pulling heads can install CherryMAX®, CherryMAX® 'AB', and SST® rivets.

Maxibolt™ Pulling Heads and Adapter

	Part No.	Maxibolt™ Dia.	Adapter
	H652-8MB	-8	-
Straight	H83B-5MB	-5	552
Pulling Head	H83B-6MB	-6	552
	H744-5MB	-5	560-070
	H744-6MB	-6	560-070
Offset	H856-6MB	-6	560-070
Right Angle	H828-5MB	-5	560-070
	H828-6MB	-6	560-070

G27 Hand Riveter

National Stock Numbers: 5120-01-145-0281 (tool)
5120-01-393-1538 (kit)

Description

The G27 Hand Riveter is designed specifically for manual installation of 1/8" CherryMAX® rivets.

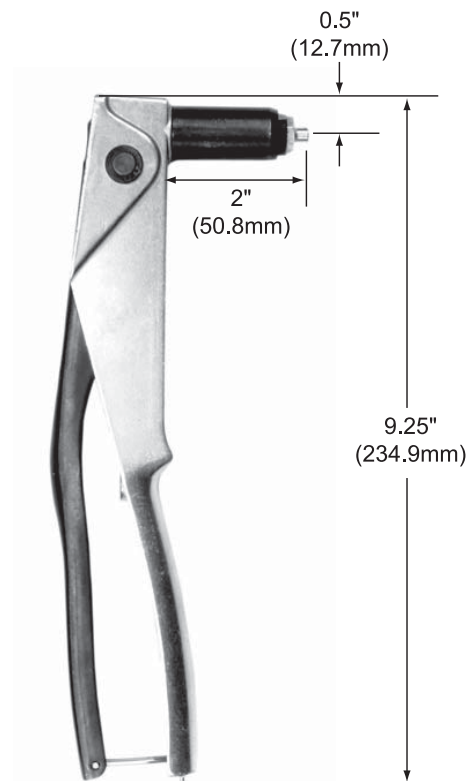
The G27 Riveter is intended for use where access or power limitation prevents the use of pneumatic power tools.

Overall length of the G27 is 9-1/4" (234.9 mm), the net weight is just 13 ounces (368 grams). The G27 comes equipped with a 728A9-4 nosetip.

The G27 tool is also available as a kit (Product No. G27KIT), with tool box, grip gage and reference card. Add following section:

G27 riveter can pull the following part numbers:

CherryMAX Rivets	SST® Rivets	MBC L/C Rivets
CR3212-4	CR6222-4	4901-04
CR3213-4	CR6223-4	4904-04
CR3222-4	CR6224-4	4705-04
CR3223-4	CR6252-4	4907-04
CR3523-4	CR6253-4	4911-04
CR3522-4		4917-04
CR3214-4		4967-04
CR3224-4		
CR3524-4		
CR3242-4		
CR3243-4		
CR3252-4		
CR3253-4		
CR3852-4		
CR3853-4		



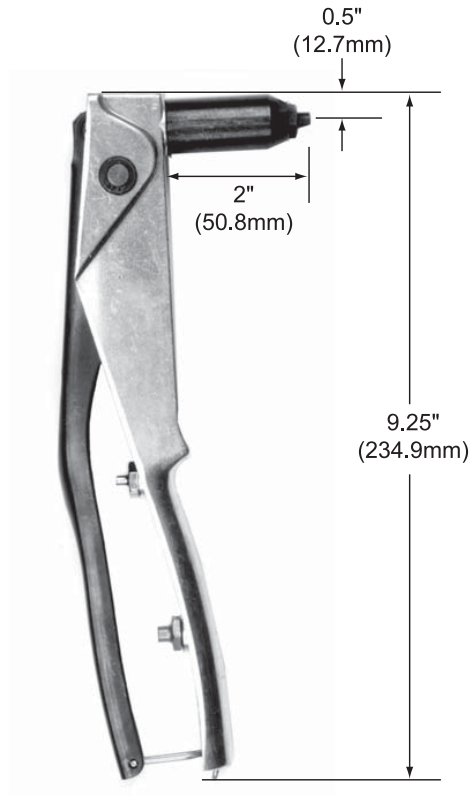
G29 Hand Riveter

Description

The G29 hand riveter is an efficient, compact, lightweight tool for installing nut-plate and SPR® rivets. It comes equipped with a 728A9-3 nosetip to install 3/32" rivets and has a 728A9-104 nosetip stored in the handle for installing 1/8" rivets.

The G29 Riveter is 9-1/4"(234.9 mm) long, weighs just 13 ounces (368 grams) and is intended for use where access or power limitations prevent the use of power tools.

To operate, first insert rivet stem into nosetip. Insert rivet into work with riveter nosetip held firmly and squarely against the head of the rivet. Maintain a steady pressure against rivet head and squeeze the handles to install the rivet. An additional stroke may be necessary depending on the rivet length and the thickness of the material being joined.



G29 riveter can pull the following fasteners:

Product	Diameter	Insert
SPR® Rivet		
CR1122	-3	728A9-3
Nut Plate Rivet		
CCR244	-3	728A9-3
CCR264	-3	728A9-3
CCR274	-3	728A9-3
CCR244	-4	728A9-104
CCR264	-4	728A9-104
CCR274	-4	728A9-104
Metric Nut Plate Rivet		
CCMR244	-25	728A9-3
CCMR264	-25	728A9-3
CCMR274	-25	728A9-3
CCMR244	-30, -35	728A9-104
CCMR264	-30, -35	728A9-104
CCMR274	-30, -35	728A9-104

G30 Hand Riveter

For installation of CherryLOCK® 'A' locked spindle rivets CR2672, & CR2673 Series

National Stock Number: 5120-01-416-7826

Description

The G30 hand riveter is an efficient, compact, lightweight and economical tool for installation of CherryLOCK® 'A' rivets. Provided with this tool is a special designed nose piece which is essential for the proper insertion of the rivet locking collar.

The G30 is 9-1/4" (234.9 mm) long, weighs just 13 ounces (368 grams) and is intended for use where limited access to power prevent the use of power tools or where smaller quantities of rivets are to be installed.

To operate, insert the serrated stem of the rivet into the nosetip. Insert the rivet into the application, holding the riveter nosetip firmly and squarely against the rivet head and squeeze the handles to install the rivet. On longer grip rivets, additional strokes will be required.

G30 riveter can pull the following rivets:

3/32 'A' Code Rivets
CR2672
CR2673
NAS1399C3A()
NAS1398C3A()



G750A Lightweight Hand Riveter

National Stock Number: 5120-01-432-9361

Description

The G750A hydraulic riveting tool provides the versatility of pneumatic-hydraulic riveter with a lightweight, high pull strength ratio not found in other hand riveters. A proprietary, 2-stage hydraulic power cylinder eases pulling of the handle, eliminating the strain normally endured to install a high-strength fastener.


The G750A hand riveter can install a variety of blind fastener styles, diameters, head configurations, and material combinations. The G750A with the standard pulling head can install CherryMAX® and SST® blind rivets in -4, -5, -6, diameters, and -05, -06 diameter Maxibolt™ blind bolts or threaded inserts by simply changing the pulling head. The straight pulling head is provided with the tool.

Specifications

Stroke	.750 inches (19.06 mm)
Pulling Force	3800/4200 lb.
Weight	1.9 lbs. (861.8 grams)
Overall Height	6.4 inches (162.5 mm)
Overall Length	7.75 inches (196.8 mm)
Pulling Heads	Straight, offset, right angle, threaded inserts



G750A Pulling Heads and Accessories



H781-456 Offset
NSN 5130-01-393-2925
Military Part Number M85188S3

H753A-456 Right Angle
NSN5130-01-393-2926
Military Part Number M85188S2

G750A Hand Tool

Pulling Head	Adapter	Rivet	Diameters
Straight (supplied)	-	CherryMAX®	-4, -5, -6
	-	CherryMAX® 'AB'	-4, -5, -6*
	-	SST®	-4, -5, -6
H781-456 offset	750A-088	Maxibolt™ ("S" type)	04, 05
		CherryMAX®	-4, -5, -6
		CherryMAX® 'AB'	-4, -5, -6*
		SST®	-4, -5, -6
H753A-456 Right Angle	750A-088	Maxibolt™ ("S" type)	04, 05
		CherryMAX®	-4, -5, -6
		CherryMAX® 'AB'	-4, -5, -6*
H750A-8 Straight	-	SST®	-4, -5, -6
		Maxibolt™ ("S" type)	04, 05
		CherryMAX®	-8
		CherryMAX® 'AB'	-8*

*No 3/16" or 1/4" aluminum. Pulls stainless steel and Monel only.



**G750ACMR
HAND RIVETER TOOL KIT**
NSN5120-01-432-6190
The G750ACMR hydraulic riveter tool kit includes the G750A with a straight pulling head, adapter assembly, a right angle pulling head, an offset pulling head and a sturdy plastic carrying case.

G750ACMR Kit Contents

Item No	Qty.	Part No.	Description
1	1	G750A	Hand Riveter (Includes Pulling Head)
2	1	H781-456	Offset Pulling Head
3	1	H753A-456	Right Angle Pulling Head
4	1	750A-088	Adapter Assembly
5	1	TLIT H781-456	H781-456 Tool Sheet
6	1	TLIT H753A-456	H753-456 Tool Sheet

Adapters and Accessories

Part Number	Item	Description and Use
226A	Adapter	Allows the G740A to accept the H615B, H9015 and H9055 pulling heads (CherryLOCK® Catalog)
530B197	Adapter	Converts the G85/G87 to accept the H827/H828 1/4" pulling head (No hole through piston; similar to 560-070)
552	Adapter	Allows use of smaller diameter lockbolt nose and blind bolt nose assemblies on the G85/G87 tools Example: Cherry H513S-05-20 or Huck® 352 type nose assemblies.
560-070	Adapter	Use on G85/G87 to attach H744-5/6MB and H856 offset and H828-6MB right angle pulling heads
680B46	Adapter	Use on G700, G784 and G689 to permit use of H9015 and H9055 series pulling heads (CherryLOCK® catalog)
680B57	Adapter	Use of G700, G784 and G689 to permit use of "40" series pulling heads Example: H9040-8C (CherryLOCK® catalog)
680B205	Adapter	Use on G700, G686B-S, G784, and G689 to permit use of H753A-456 heads (CherryMAX® catalog)
700A77	Air Bleeder	Use with all Cherry power riveters except G902 and G902-15
704A6	Adapter	Allows use of H9040 heads on G704B, G746A and G747 (CherryMAX® catalog)
704A9	Adapter	Allows use of screw on type H9015 and H9055 heads on G704B, G746A and G747 (CherryMAX® catalog)
704A12-2	Extension	Use on G704B, G746A and G747 (2" extension)
704A12-4	Extension	Use on G704B, G746A and G747 (4" extension)
704A12-6	Extension	Use on G704B, G746A and G747 (6" extension)
704A12-12	Extension	Use on G704B, G746A and G747 (12" extension)
740A26	Adapter	Allows the use of H781-456 and H753A-456 on the G740A and G86A (CherryLOCK® catalog)
744A20	Adapter	Use on the G744 to accept the H781-456 and the H753A-456 (CherryMAX® catalog)

Adapters and Accessories

(continued)

Part Number	Item	Description and Use
744B25	Adapter	Use on G744 to accommodate Huck® 352 style blind bolt pulling head
744B35-2	Extension	Use on G744 with 1/4" CherryMAX® pulling heads (2" extension)
744B35-4	Extension	Use on G744 with 1/4" CherryMAX® pulling heads (4" extension)
744B35-6	Extension	Use on G744 with 1/4" CherryMAX® pulling heads (6" extension)
744B35-12	Extension	Use on G744 with 1/4" CherryMAX® pulling heads (12" extension)
744-100	Adapter	This adapter is used on the G84 and permits the use of larger lockbolt and blind bolt pulling heads as used on the G87D and 353 tools (G84 Tool Maintenance Manual)
744-200	Adapter	Converts the G84 to the end configuration of the G744 to allow the use of the H744A-8, H827-8, H828-5MB, and the H828-6MB (G84 Tool Maintenance Manual)
744-300	Adapter	Use on G84 tool to accept CherryMAX® pulling heads H701B-456, H753A-456 and the H781-456 (G84 Tool Maintenance Manual)
750-050	Adapter	Use with G750 (obsolete tool) to attach H781-456, H753A-456 and CherryMAX® extensions
750A-088	Adapter	Use with G750A to attach H781-456, H753A-456 (G750A Tool Maintenance Manual)
750A-117	Adapter	For use on G750A to accept the H9015 and the H9055 series pulling heads (G750A Maintenance Manual)
753B21	Extension	Use on the H753A-456 pulling head to increase the nose piece 2-3/16 inches (CherryMAX® catalog)
H750A-080(-)	Adapter Heads	Threaded mandrels ranging in size from 06 to 37 for use with the G750A for the installation of threaded inserts (G750A Tool Maintenance Manual)



CherryMAX[®] Blind Rivets & Tools Part Number Cross-Reference

NAS Part No.	Rivet Part Numbers		
	Cherry Part No.	Military Part No.	Boeing Part No.
NAS9301B	CR3213	M7885/	
NAS9301E	CR3223	-	
NAS9302B	CR3212	M7885/3	
NAS9302E	CR3222	-	
NAS9303B	CR3214	-	
NAS9303E	CR3224	-	
NAS9304B	CR3243	M7885/6	BACR15FR()B()R
NAS9304E	CR3253	-	BACR15FR()E()R
NAS9305B	CR3242	M7885/7	BACR15FP()B()R
NAS9305E	CR3252	-	BACR15FR()E()R
NAS9306B	CR3245	-	
NAS9306E	CR3255	-	
NAS9307M	CR3523	M7885/4	
NAS9307MP	CR3523P	-	
NAS9308M	CR3522	M7885/5	
NAS9308MP	CR3522P	-	
NAS9309M	CR3524	-	
NAS9309MP	CR3524P	-	
NAS9310M	CR3553	M7885/8	
NAS9310MP	CR3553P	-	BACR15FR()MP()R
NAS9310C	CR3853	-	BACR15FR()M()R
NAS9311M	CR3552	M7885/9	BACR15FP()M()R
NAS9311MP	CR3552P	-	BACR15FP()MP()R
NAS9311C	CR3852	-	
NAS9312M	CR3555	-	
NAS9312MP	CR3555P	-	

For reference only.

Cherry Power Tools		
Tool	Pulling Head	Rivet Dia. Pulled
G701A (obsolete)	H701B-456 Straight	-4, -5
	H753A-456 Rt. Angle	-4, -5
	H781-456 Offset	-4, -5
G704B G704B-SR	H701B-456 Straight	-4, -5, -6
	G704B-40SH G746A	H753A-456 Rt. Angle
G747		H781-456 Offset
	G83/ G84	H84A-8 Straight
H828-8* Rt. Angle		-8
H827-8* Offset		-8
G784	H701B-456**	-4, -5, -6
	H680B200A Straight	-4, -5, -6
	H753A-456***	-4, -5, -6
	H781-456*** Offset	-4, -5, -6

* Use adapter 744-200

** Use adapter 744-300

*** Use adapter 680B205

NOTE: G704B/G83/G84 power riveters recommended for installation of Inconel fasteners due to high break stem loads.



CherryMAX[®] 'AB' Blind Rivets & Tools Part Number Cross-Reference

Rivet Part Numbers		Cherry Power Tools		
NAS Part No.	Cherry Part No.	Tool	Pulling Head	Rivet Dia. Pulled
NAS1399D()AB()	CR4172	G701A** (obsolete)	H701B-456 Straight	-4, -5
NAS1399B()AB()	CR4272		H753A-456*** Rt. Angle	-4, -5
NAS1399M()AB()	CR4522		H781-456 Offset	-4, -5
NAS1399MW()AB()	CR4522P	G704B** G704B-SR**	H701B-456 Straight	-4, -5, -6*
NAS1399C()AB()	CR4622		H753A-456*** Rt. Angle	-4, -5, -6*
-	CR4622D		H781-456 Offset	-4, -5, -6*
NAS1399CW()AB()	CR4622CW	G747**	H955-6 Straight	-6†
NAS1398D()AB()	CR4173		H701B-456 Straight	-4, -5, -6*
NAS1398B()AB()	CR4273		H955-6 Straight	-6†
NAS1398MW()AB()	CR4523P	G746A	H753A-456*** Rt. Angle	-4, -5, -6*
NAS1398C()AB()	CR4623		H781-456 Offset	-4, -5, -6*
-	CR4623D		H744A-8 Straight	-8
NAS1398CW()AB()	CR4623CW	G744** (special order)	H828-8 Rt. Angle	-8
			H84A-8	-8
			H84-8CLA	-8†

For reference only.

* Pulls Monel and stainless in all diameters. Pulls aluminum in -4 and -5 diameters only.

**May require double stroke.

*** -4 grip maximum length

† All-aluminum fasteners in -6 only



SST® Rivets & Tools Part Number Cross-Reference

Rivet Part Numbers		Cherry Power Tools		
Cherry Part No.	Boeing Part No.	Tool	Pulling Head	Rivet Dia. Pulled
CR6252() ()	BACR15GJ()E()	G701A (obsolete)	H701B-456 Straight	-4, -5
CR6253() ()	BACR15GK()E()		H753A-456 Rt. Angle	-4, -5
CR6222() ()	BACR15GL()E()		H781-456 Offset	-4, -5
CR6223() ()	BACR15GM()E()	G704B	H701B-456 Straight	-4, -5, -6
CR6224() ()			G704B-SR G704B-40SH	H753A-456 Rt. Angle
		G747	H781-456 Offset	-4, -5, -6
			H701B-456 Straight	-4, -5, -6
		G746A	H753A-456 Rt. Angle	-4, -5, -6
			H781-456 Offset	-4, -5, -6

For reference only.



CherryLOCK® 'A' Blind Rivets & Tools Part Number Cross-Reference

Rivet Part Numbers		Cherry Power Tools		
NAS Part No.	Cherry Part No.	Tool	Pulling Head	Rivet Dia. Pulled
NAS1399D()A()	CR2172	G701A**	H955-4	-4
NAS1399B()A()	CR2272	(obsolete)	H955-5	-5
NAS1399M()A()	CR2572		H955-6*	-6
NAS1399MW()A()	CR2572P	G704B**	H955-4	-4
NAS1399MS()A()	CR2572S	G747**	H955-5	-5
NAS1399C()A()	CR2672		H955-6*	-6
NAS1399CW()A()	CR2672CW		H886-4	-4
NAS1399CS()A()	CR2672S		H886-5	-5
NAS1398D()A()	CR2173		H886-6	-6
NAS1398B()A()	CR2273	G746A	H955-3	-3
NAS1398M()A()	CR2573		H955-4	-4
NAS1398MW()A()	CR2573P		H955-5	-5
NAS1398MS()A()	CR2573S		H955-6	-6
NAS1398C()A()	CR2673		H886-4	-4
NAS1398CW()A()	CR2673CW		H886-5	-5
NAS1398CS()A()	CR2673S		H886-6	-6
		G715A	H9055-3	-3
		(special order)	H9055-4	-4
			H9055-5	-5
			H9055-6	-6
			H9055-4	-4
			H9055-5	-5
			H9055-6	-6
		G83	H955-3***	-3
			H955-4***	-4
			H955-5***	-5
			H955-6***	-6
			H84-8CLA	-8†
		G686B-S	H9044-8	-8 long grip
		G689	(use 680B57†† adapter)	
		Hand Riveters		
		G30	included	-3

For reference only.

Note: H886 is limited to -04 grip length products (maximum).

* No aluminum

** Requires double stroke for grips -5 and longer

*** Use adapter 744-300

† For all-aluminum fasteners only

†† Use with adapter 680B57 for long grip -8



bulbed

CherryLOCK® Blind Rivets & Tools Part Number Cross-Reference



wiredraw

Fastener Part Numbers			
Wiredraw		Bulbed	
NAS	Cherry	NAS	Cherry
Part No.	Part No.	Part No.	Part No.
NAS1399D	CR2162	NAS1738E	CR2239
NAS1399B	CR2262	NAS1738B	CR2249
NAS1399M	CR2562M	NAS1738M	CR2539
NAS1399MW	CR2562	NAS1738MW	CR2539P
NAS1399MS	CR2562S	NAS1738C	CR2839
-	-	NAS1738CW	CR2839CW
-	CR2642	NAS1739E	CR2238
-	CR2652	NAS1739B	CR2248
NAS1399C	CR2662	NAS1739M	CR2538
NAS1399CW	CR2662CW	NAS1739MW	CR2538P
NAS1399CS	CR2662S	NAS1739C	CR2838
NAS1398D	CR2163	NAS1739CW	CR2838CW
NAS1398B	CR2263	-	CR2235
NAS1398M	CR2563M	-	CR2245
NAS1398MW	CR2563	-	CR2545
NAS1398MS	CR2563S	-	CR2845
-	CR2643	-	CR2540
-	CR2653	-	CR2840
NAS1398C	CR2663		
NAS1398CW	CR2663CW		
NAS1398CS	CR2663S		

Cherry Power Tools

Tool	Pulling Head	Rivet Dia. Pulled	
		Wiredraw	Bulbed
G700	H681-3C	-3	
A Group*	H681-4C	-4	-4
	H681-3C	-3	
G784	H681-4C	-4	-4
A Group*	H681-5C	-5	-5
	H681-6C	-6	-6
	H681-8C	-8**	
	H681-3C	-3	
G686B-S	H681-4C	-4	-4
A, B, C Group*	H681-5C	-5	-5
	H681-6C	-6	-6
	H681-8C	-8	
	H681-3C	-3	
G689	H681-4C	-4	-4
A, B, C Group*	H681-5C	-5	-5
	H681-6C	-6	-6
	H681-8C	-8	
	H690-4C/U	-4	-4
G695B***	H690-5C/U	-5	-5
	H690-6C/U	-6**	-6
	H690-8C/U	-8**	

C: countersunk head

U: universal head

* Rivet group refers to shift-point setting of riveter which sometimes requires a longer stroke tool

** Pulls aluminum only

*** Limited to -04 grip length in wiredraw products

Consult tool sheets for information regarding diameter and material capabilities.

For reference only.



Maxibolt™ Blind Bolts & Tools Part Number Cross-Reference

Fastener Part Numbers			Power Tools		
MS Part No.	Cherry Part No.	Boeing Part No.	Tool	Rivet Dia. Pulled	
MS90353S	CR7310S		G704B G747	H701B-456 Straight -4, -5 H753A-456 Rt. Angle -4, -5 H781-456 Offset -4, -5	
MS90354S	CR7311S		G744 (special order)	H846A-456 Straight -4 H744-5MB Straight -5 H744-6MB Straight -6	
MS21140S	CR7620S			H828-5MB Rt. Angle -5	
MS21141S	CR7621S			H828-6MB Rt. Angle -6	
	CR7340S			H856-6MB Offset -6	
	CR7341S			H701B-456* Straight -4	
	CR7650S			G83	H83B-5MB Straight -5
	CR7651S				H83B-6MB Straight -6
	CR7770S	BACB30YY			H828-5MB† Rt. Angle -5
	CR7771S	BACB30YU		G84	H828-6MB† Rt. Angle -6
	CR7773S	NONE			H83B-5MB Straight -5
	CR7774S	BACB30YT	G87D	H83B-6MB Straight -6	
				H84A-8MB Straight -8	
				H652-8MB Straight -8	
			G85D-S	H652-8MB Straight -8	

For reference only.

† Requires 744-200 Adapter
* Requires 744-300 adapter

U Type Inserts

Head	Insert
H828-5MB	828-035
H744-5MB	530-203-5
H744-6MB	530-203-6
H652-8MB	652-002
H83B-5MB	652-066
H83B-6MB	652-067
H84C-8MB	652-106



Pull Type Lockbolts & Tools Part Number Cross-Reference

Lockbolt Part Numbers		Cherry Power Tools		
NAS Part No.	Cherry Part No.	Tool	Pulling Head	Lockbolt Dia. Pulled
NAS1446-1452	SALP-T	G83	H513-04-20*	1/8"
NAS7034-7042	S3LP-DT		H513-05-35*	5/32"
NAS7014-7022	S3LP-EU		H513-06-20*	3/16"
NAS1436-1442	SAL100-T	G84	H513-04-20*	1/8"
NAS7024-7032	S3L100-DT		H513S-05-20*	5/32"
NAS7004-7012	S3L100-EU		H513-06-20*	3/16"
NAS1465-1472	R3001-T	G87D	H513-08-35*	1/4"
NAS1525-1532	2LP-E		H513S-05-35	5/32"
NAS6965-6972	2LP-EU		H513S-06-24	3/16"
NAS1475-1482	R3014-T	G85D-S	H513S-08-24	1/4"
NAS1456-1462	R3002-T		H513S-10-42	5/16"
NAS1535-1542	2L426-E		H513S-12-42	3/8"
NAS1516-1522	2L509-E	G85D-S	H513S-05-35	5/32"
NAS6955-6962	2L426-EU		H513S-06-24	3/16"
NAS6946-6952	2L509-EU		H513S-08-24	1/4"
			H513S-10-42	5/16"

* Refer to H513 pulling head chart for alternate part numbers



MBC[®] Standard and MBC[®] Lock Creator Rivets & Tools Part Number Cross-Reference

Fastener Reference Numbers		Tool / Pulling Head
NAS Part Number	Cherry Part Number	
NAS1719Hx-xx	4867-xxxx	G746A / H746-xMBC
NAS1719HxLxx	4967-xxxx	G746A / H701B-456 or G750A
	4906-xxxx	
NAS1719Cx-xx	4865-xxxx	G746A / H746A-xMBC
	4861-xxxx	
NAS1719CxLxx	4965-xxxx	G746A / H701B-456 or G750A
	4961-xxxx	
NAS1720Hx-xx	4801-xxxx	G746A / H746A-xMBC
	4804-xxxx	
	4811-xxxx	
NAS1720HxLxx	4901-xxxx	G746A / H701B-456 or G750A
	4904-xxxx	
	4911-xxxx	
	4951-xxxx	
NAS1720Cx-xx	4831-xxxx	G746A / H746-xMBC
	4851-xxxx	
NAS1720CxLxx	4931-xxxx	G746A / H701B-456 or G750A
	4951-xxxx	
NAS1721Hx-xx	4807-xxxx	G746A / H746-xMBC
	4817-xxxx	
NAS1721HxLxx	4905-xxxx	G746A / H701B-456 or G750A
	4907-xxxx	
	4917-xxxx	
NAS1721Cx-xx	4837-xxxx	G746A / H746-xMBC
	4857-xxxx	
NAS1721CxLxx	4937-xxxx	G746A / H701B-456 or G750A
	4957-xxxx	

LIMITED WARRANTY

Seller warrants the goods conform to applicable specifications and drawings and will be manufactured and inspected according to generally accepted practices of companies manufacturing industrial or aerospace fasteners. In the event of any breach of the foregoing warranty, Buyer's sole remedy shall be to return defective goods (after receiving authorization from Seller) for replacement or refund of the purchase price, at the Seller's option. Seller agrees to any freight costs in connection with the return of any defective goods, but any costs relating to removal of the defective or nonconforming goods or installation of replacement goods shall be Buyer's responsibility. SELLER'S WARRANTY DOES NOT APPLY WHEN ANY PHYSICAL OR CHEMICAL CHANGE IN THE FORM OF THE PRODUCT IS MADE BY BUYER. THE FOREGOING EXPRESS WARRANTY AND REMEDY ARE EXCLUSIVE AND ARE IN LIEU OF ALL OTHER WARRANTIES AND REMEDIES; ANY IMPLIED WARRANTY AS TO QUALITY, FITNESS FOR PURPOSE, OR MERCHANTABILITY IS HEREBY SPECIFICALLY DISCLAIMED AND EXCLUDED BY SELLER. THIS WARRANTY IS VOID IF SELLER IS NOT NOTIFIED IN WRITING OF ANY REJECTION OF THE GOODS WITHIN ONE (1) YEAR AFTER INITIAL USE BY BUYER OF ANY POWER RIVETER OR NINETY (90) DAYS AFTER INITIAL USE OF ANY OTHER PRODUCT.

Seller shall not be liable under any circumstances for incidental, special or consequential damages arising in whole or in part from any breach by Seller, AND SUCH INCIDENTAL, SPECIAL, OR CONSEQUENTIAL DAMAGES ARE HEREBY EXPRESSLY EXCLUDED.

Our policy is one of continuous development. Specifications shown in this document may be subject to changes introduced after publication.

CherryMAX[®], CherryLOCK[®], MBC[®], Maxibolt[™], SST[®] and SPR[®] are trademarks of Cherry Aerospace.

NOTE

The properties, strengths, dimensions, installed characteristics and all other information in this catalog is for guidance only to aid in the correct selection of the products described herein and is not intended or implied as part of the warranty. All applications should be evaluated for functional suitability and available samples of the described parts can be requested for installed tests, suitability and evaluations.


ATTENTION

Blind fasteners are not always a suitable substitute for solid shank fasteners. Maintenance personnel are reminded that AC 43.13-1A chapter 2, section 3, stipulates: "Do not substitute hollow rivets for solid rivets in load carrying members without specific approval of the application by a representative of the Federal Aviation Administration. Blind rivets may be used in blind locations in accordance with the conditions listed in Chapter 5, provided the edge distances and spacings are not less than the minimum listed in paragraph 99d."



CHERRY[®]
AEROSPACE

1224 East Warner Avenue, Santa Ana, CA 92705
voice: 714-545-5511 • fax: 714-850-6093
www.cherryaerospace.com



CHERRY[®]
AEROSPACE

1224 East Warner Avenue, Santa Ana, CA 92705
voice: 714-545-5511 • fax: 714-850-6093
www.cherryaerospace.com

©2007 Cherry Aerospace
Suppliers Federal I.D. Code – 11815
CA-1001, Rev. A, Date: January 15, 2007, CR07-0271